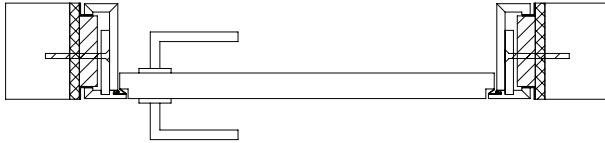


## RE-Cube flush 6 mm shadow gap



Single door

	A	E	B	H	F	I	C
	Structural wall opening	Subframe outer dimension	Door dimension	Frame rebate dimension	Frame outer dimension	Frame outer edge dimension	Clearance dimension
Width	+ 147 mm	+ 127 mm	0	+ 7 mm	+ 111 mm	+ 66 mm	- 19 mm
	Height x Width	Height x Width	Height x Width	Height x Width	Height x Width	Height x Width	Height x Width
	731	711	584	591	695	650	565
	856	836	709	716	820	775	690
	981	961	834	841	945	900	815
	1106	1086	959	966	1070	1025	940
	1231	1211	1084	1091	1195	1150	1065
	1356	1336	1209	1216	1320	1275	1190

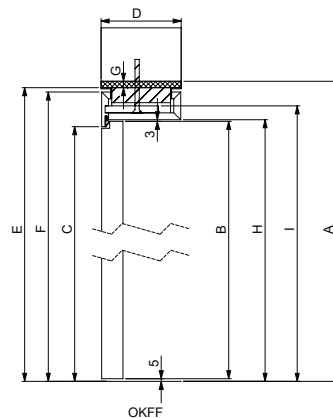
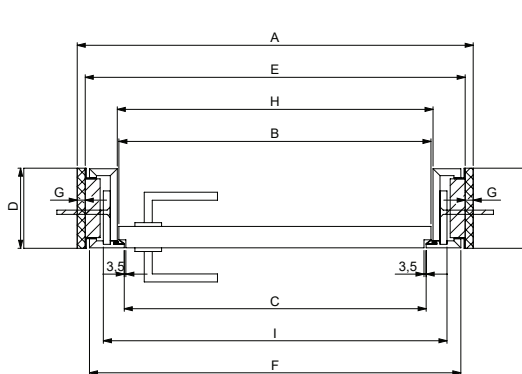
Height	+ 78 mm	+ 68 mm	0	+ 8 mm	+ 60 mm	+ 34 mm	- 5 mm
	2093	2083	2015	2023	2075	2049	2010
	2193	2183	2115	2123	2175	2149	2110
	2300	2290	2222	2230	2282	2256	2217
	2425	2415	2347	2355	2407	2381	2342
	2550	2540	2472	2480	2532	2506	2467
	2675	2665	2597	2605	2657	2631	2592
	2800	2790	2722	2730	2782	2756	2717
	2925	2915	2847	2855	2907	2881	2842
	3050	3040	2972	2980	3032	3006	2967

Dimensions based on:

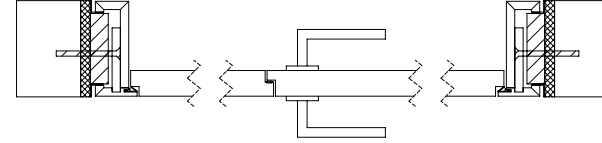
Installation space width: 2 x 10 mm = 20 mm

Installation space top: 10 mm

Finished wall thickness min. 100 mm



OKFF = Oberkante Fertig Fußboden  
Top finished floor



Double door

	A	E	B	H	F	I	C
	Structural wall opening	Subframe outer dimension	Door dimension	Frame rebate dimension	Frame outer dimension	Frame outer edge dimension	Clearance dimension
Width	+ 147 mm	+ 127 mm	0	+ 7 mm	+ 111 mm	+ 66 mm	- 19 mm
	Height x Width	Height x Width	Height x Width	Height x Width	Height x Width	Height x Width	Height x Width
	1581	1561	1434	1441	1545	1500	1415
	1831	1811	1684	1691	1795	1750	1665
	2081	2061	1934	1941	2045	2000	1915

Height	+ 78 mm	+ 68 mm	0	+ 8 mm	+ 60 mm	+ 34 mm	- 5 mm
	2093	2083	2015	2023	2075	2049	2010
	2193	2183	2115	2123	2175	2149	2110
	2300	2290	2222	2230	2282	2256	2217
	2425	2415	2347	2355	2407	2381	2342
	2550	2540	2472	2480	2532	2506	2467
	2675	2665	2597	2605	2657	2631	2592
	2800	2790	2722	2730	2782	2756	2717
	2925	2915	2847	2855	2907	2881	2842
	3050	3040	2972	2980	3032	3006	2967

\* 2 x 722 mm

\* 2 x 847 mm

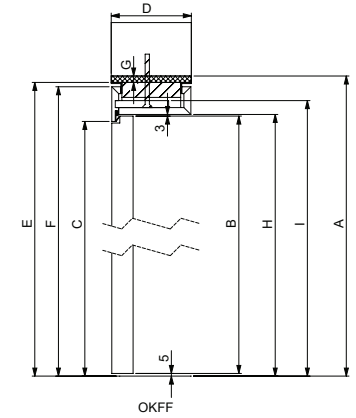
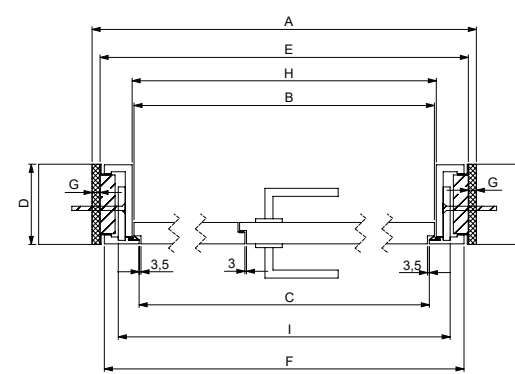
\* 2 x 972 mm

Dimensions based on:

Installation space width: 2 x 10 mm = 20 mm

Installation space top: 10 mm

Finished wall thickness min. 100 mm



OKFF = Oberkante Fertig Fußboden  
Top finished floor