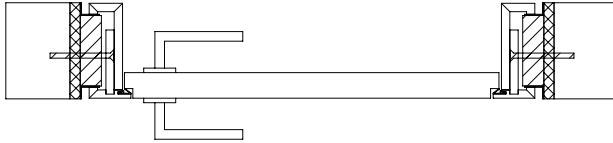


RE-Cube flush 12 mm shadow gap



Single door

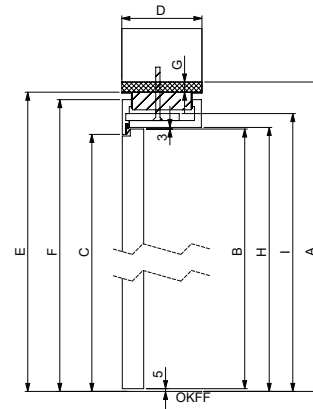
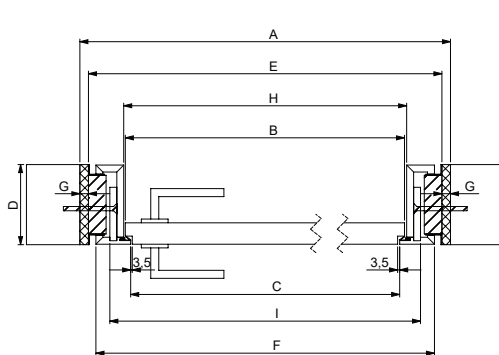
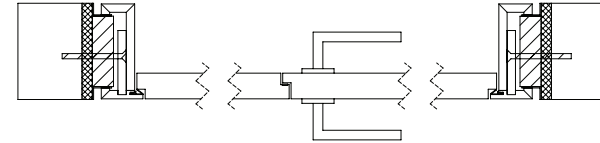
	A	E	B	H	F	I	C
	Structural wall opening	Subframe outer dimension	Door dimension	Frame rebate dimension	Frame outer dimension	Frame outer edge dimension	Clearance dimension
Width	+ 161 mm	+ 139 mm	0	+ 7 mm	+ 111 mm	+ 66 mm	- 19 mm
	Height x Width	Height x Width	Height x Width	Height x Width	Height x Width	Height x Width	Height x Width
	745	723	584	591	695	650	565
	870	848	709	716	820	775	690
	995	973	834	841	945	900	815
	1120	1098	959	966	1070	1025	940
	1245	1223	1084	1091	1195	1150	1065
	1370	1348	1209	1216	1320	1275	1190

Height	+ 83 mm	+ 74 mm	0	+ 8 mm	+ 60 mm	+ 34 mm	- 5 mm
	2098	2089	2015	2023	2075	2049	2010
	2198	2189	2115	2123	2175	2149	2110
	2305	2296	2222	2230	2282	2256	2217
	2430	2421	2347	2355	2407	2381	2342
	2555	2546	2472	2480	2532	2506	2467
	2680	2671	2597	2605	2657	2631	2592
	2805	2796	2722	2730	2782	2756	2717
	2930	2921	2847	2855	2907	2881	2842
	3055	3046	2972	2980	3032	3006	2967

Dimensions based on:

Installation space width: 2 x 9 mm = 18 mm Finished wall thickness min. 100 mm

Installation space top: 10 mm

OKFF = Oberkante Fertig Fußboden
Top finished floor

Double door

	A	E	B	H	F	I	C
	Structural wall opening	Subframe outer dimension	Door dimension	Frame rebate dimension	Frame outer dimension	Frame outer edge dimension	Clearance dimension
Width	+ 161 mm	+ 139 mm	0	+ 7 mm	+ 111 mm	+ 66 mm	- 19 mm
	Height x Width	Height x Width	Height x Width	Height x Width	Height x Width	Height x Width	Height x Width
	1595	1573	1434	1441	1545	1500	1415
	1845	1823	1684	1691	1795	1750	1665
	2095	2073	1934	1941	2045	2000	1915

Height	+ 83 mm	+ 74 mm	0	+ 8 mm	+ 60 mm	+ 34 mm	- 5 mm
	2098	2089	2015	2023	2075	2049	2010
	2198	2189	2115	2123	2175	2149	2110
	2305	2296	2222	2230	2282	2256	2217
	2430	2421	2347	2355	2407	2381	2342
	2555	2546	2472	2480	2532	2506	2467
	2680	2671	2597	2605	2657	2631	2592
	2805	2796	2722	2730	2782	2756	2717
	2930	2921	2847	2855	2907	2881	2842
	3055	3046	2972	2980	3032	3006	2967

* 2 x 722 mm

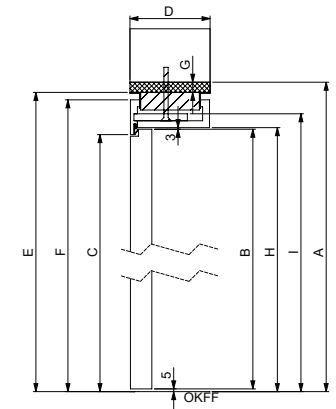
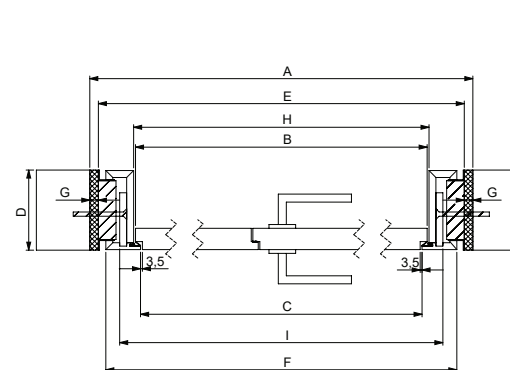
* 2 x 847 mm

* 2 x 972 mm

Dimensions based on:

Installation space width: 2 x 9 mm = 18 mm Finished wall thickness min. 100 mm

Installation space top: 10 mm

OKFF = Oberkante Fertig Fußboden
Top finished floor