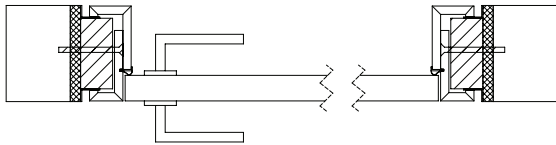


## Cube flush 12 mm shadow gap



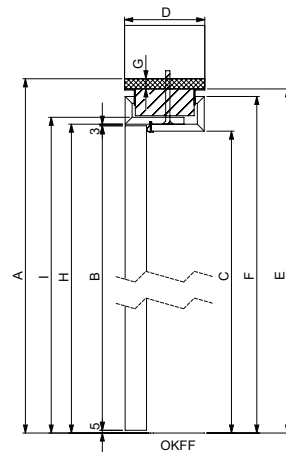
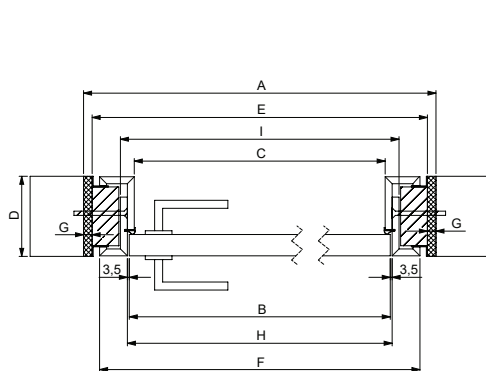
### Single door

	A	E	B	H	F	I	C
	Structural wall opening	Subframe outer dimension	Door dimension	Frame rebate dimension	Frame outer dimension	Frame outer edge dimension	Clearance dimension
Width	+ 161 mm	+ 139 mm	0	+ 7 mm	+ 111 mm	+ 32 mm	- 19 mm
	Height x Width	Height x Width	Height x Width	Height x Width	Height x Width	Height x Width	Height x Width
	745	723	584	591	695	616	565
	870	848	709	716	820	741	690
	995	973	834	841	945	866	815
	1120	1098	959	966	1070	991	940
	1245	1223	1084	1091	1195	1116	1065
	1370	1348	1209	1216	1320	1241	1190
Height	+ 84 mm	+ 74 mm	0	+ 8 mm	+ 60 mm	+ 20 mm	- 5 mm
	2099	2089	2015	2023	2075	2035	2010
	2199	2189	2115	2123	2175	2135	2110
	2306	2296	2222	2230	2282	2242	2217
	2431	2421	2347	2355	2407	2367	2342
	2556	2546	2472	2480	2532	2492	2467
	2681	2671	2597	2605	2657	2617	2592
	2806	2796	2722	2730	2782	2742	2717
	2931	2921	2847	2855	2907	2867	2842
	3056	3046	2972	2980	3032	2992	2967

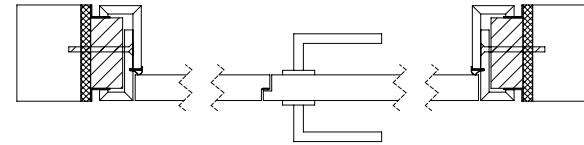
Dimensions based on:

Installation space width: 2 x 10 mm = 20 mm Finished wall thickness min. 100 mm

Installation space top: 10 mm



OKFF = Oberkante Fertig Fußboden  
Top finished floor



### Double door

	A	E	B	H	F	I	C
	Structural wall opening	Subframe outer dimension	Door dimension	Frame rebate dimension	Frame outer dimension	Frame outer edge dimension	Clearance dimension
Width	+ 161 mm	+ 139 mm	0	+ 7 mm	+ 111 mm	+ 32 mm	- 19 mm
	Height x Width	Height x Width	Height x Width	Height x Width	Height x Width	Height x Width	Height x Width
	1595	1573	1434	1441	1545	1466	1415
	1845	1823	1684	1691	1795	1716	1665
	2095	2073	1934	1941	2045	1966	1915
Height	+ 84 mm	+ 74 mm	0	+ 8 mm	+ 60 mm	+ 20 mm	- 5 mm
	2099	2089	2015	2023	2075	2035	2010
	2199	2189	2115	2123	2175	2135	2110
	2306	2296	2222	2230	2282	2242	2217
	2431	2421	2347	2355	2407	2367	2342
	2556	2546	2472	2480	2532	2492	2467
	2681	2671	2597	2605	2657	2617	2592
	2806	2796	2722	2730	2782	2742	2717
	2931	2921	2847	2855	2907	2867	2842
	3056	3046	2972	2980	3032	2992	2967

\* 2 x 722 mm

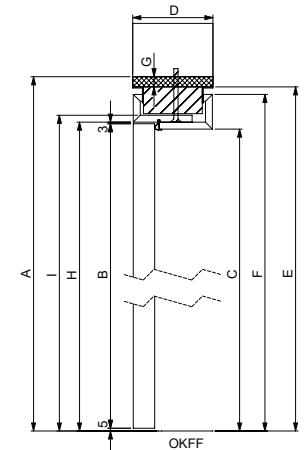
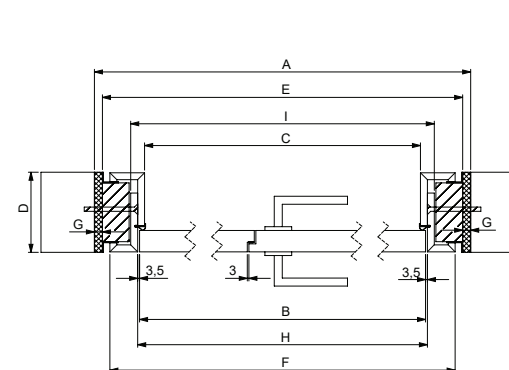
\* 2 x 847 mm

\* 2 x 972 mm

Dimensions based on:

Installation space width: 2 x 10 mm = 20 mm Finished wall thickness min. 100 mm

Installation space top: 10 mm



OKFF = Oberkante Fertig Fußboden  
Top finished floor